


SPECIFICATIONS

Model No	ECT 10
Supply voltage	24 to 240V AC/DC±10%, 50/60Hz
Output voltage	Same as supply voltage
Open time range (Adjustable Discharge Time)	0,5 to 10 seconds, adjustable
Close time range (Adjustable Interval Time)	0.5 to 45 minute, adjustable
Current consumption	4 mA. Max.
Operating temperature	-40°C to +60°C
Environment protection	IP65 (assembled with delivered gaskets), NEMA 4
Switch capacity (Load Current Max)	1 Amp.
Switch holding voltage	400V
Duty cycle	100%
Repeat accuracy	±1%
Timing temp. coefficient	±0.005°C
Scale accuracy	±10%
Reset/Test (Manual Override)	Manual touch micro switch, test
Connection	DIN 43650 ISO-4400
Connector	EN 175301-803 / ISO 4400
Indicators	Green LED – On phase; Red LED – Off phase.
Standby Current	8Ma Max
Dimensions	69 x 43 x 21mm



FEATURES

- * Solenoid valve controller.
- * Selectable and adjustable timing range.
- * Valve Test Function on both models
- * Analog version for economy
- * 24-240VAC/DC 50/60Hz.
- * DIN 43650 ISO-4400
- * Protection Degree : IP65 with plug
- * Resetable.
- * Special timing range available on request

APPLICATIONS and USE

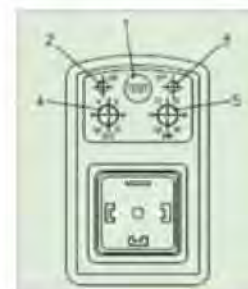
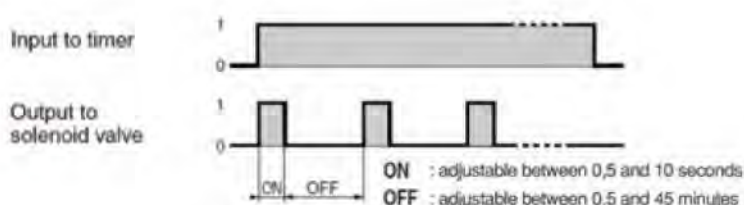
- * Condensate drainage system
- * Timed systems.
- * Auto drain valves: Automatic discharge of condensate.
- * Sampling (gas or liquid), Air dryers.
- * Effluent sampling.
- * Lubrication systems and air dryers.
- * Sprinkler systems.
- * Pneumatic vibration systems (eg. Powder silos).
- * Automatic lubrication systems.
- * Automatic Control of Hand Wash Basins
- * Suitable for ECO 10 and ECO 20 Series Coils

MATERIALS

Shell: ABS
Gasket: H-NBR

PRESENTATION

The condensate removal electronic timer is a plug-on controller specially design for drain valves. The unit offers an easy time cycle programming. The draining time can be set via the "ON" trimmer between 0.5 and 10 seconds. The "OFF" trimmer allows to adjust the delay time between two draining cycles from 0.5 to 45 minutes. The unit is ready to control the valve as soon as the power is switched on. The ON/OFF sequence will be repeated so long as the unit is fed. Two LED's indicate the output status. A "TEST" button is provided to check the cycle settings and to restart the control sequence from the output status "ON". They mount directly on solenoid valves with DIN 43650A Form A connectors.



1. Push-button TEST
2. Green Led not supplied: output power present (ON)
3. Red Led load supplied: output power absent (OFF)
4. Trimmer "ON": regulation time "ON"
5. Trimmer "OFF": pause time regulation "OFF"

A03-01

ECT 10